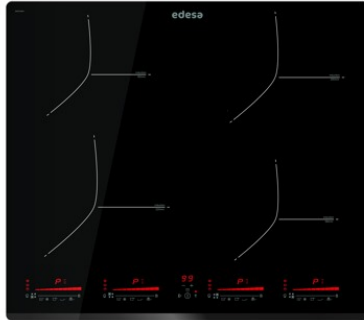


# edesa

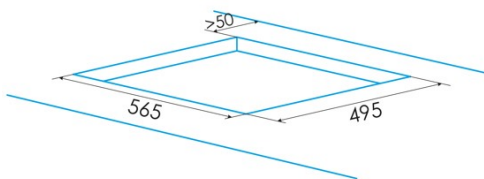
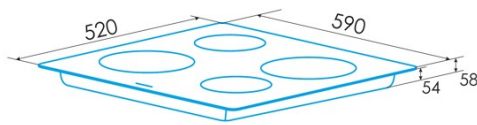
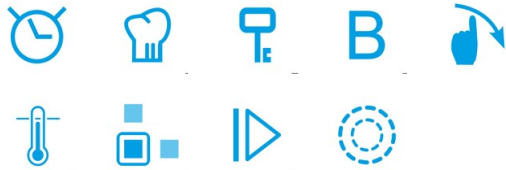
INDUCTION HOBS



## EIM-6422 B

Cod. 922272052

EAN 8422248109581



### GENERAL INFORMATION

EAN/UPC	8422248109581
Subfamily	Induction

### Product sheet

Number of cooking zones	4
Zone 1: Technology	Induction
Zone 1: Type of zone	Simple
Zone 1: Position	Front Left
Zone 1: Zone diameter (mm)	21
Zone 1: Power (kW)	2,3
Zone 1: Booster (kW)	2,6
Zone 1: Consumption (Wh / kg)	182,9
Zone 1B: Zone diameter (mm)	N/A
Zone 1C: Zone diameter (mm)	N/A
Zone 2: Technology	Induction
Zone 2: Type of zone	Simple
Zone 2: Position	Rear Left
Zone 2: Zone diameter (mm)	16
Zone 2: Power (kW)	1,2
Zone 2: Booster (kW)	1,5
Zone 2: Consumption (Wh / kg)	182,8
Zone 2B: Zone diameter (mm)	N/A
Zone 2C: Zone diameter (mm)	N/A
Zone 3: Technology	Induction
Zone 3: Type of zone	Simple
Zone 3: Position	Rear Right
Zone 3: Zone diameter (mm)	18
Zone 3: Power (kW)	1,8
Zone 3: Booster (kW)	2,3
Zone 3: Consumption (Wh / kg)	179,2
Zone 3B: Zone diameter (mm)	N/A
Zone 3C: Zone diameter (mm)	N/A
Zone 4: Technology	Induction
Zone 4: Type of zone	Simple
Zone 4: Position	Front Right
Zone 4: Zone diameter (mm)	16
Zone 4: Power (kW)	1,2
Zone 4: Booster (kW)	1,5
Zone 4: Consumption (Wh / kg)	191,1
Zone 4B: Zone diameter (mm)	N/A
Zone 4C: Zone diameter (mm)	N/A
Zone 5: Technology	N/A
Zone 5: Type of zone	N/A
Zone 5: Position	N/A
Zone 5: Zone diameter (mm)	N/A
Zone 5B: Zone diameter (mm)	N/A
Zone 5C: Zone diameter (mm)	N/A
Zone 6: Technology	N/A
Zone 6: Type of zone	N/A
Zone 6: Position	N/A
Zone 6: Zone diameter (mm)	N/A
Zone 6B: Zone diameter (mm)	N/A
Zone 6C: Zone diameter (mm)	N/A

### Dimensions

Width (mm)	900
Height (mm)	58
Depth (mm)	520
Built-in width (mm)	875
Built-in height (mm)	54
Built-in depth (mm)	495
Easy installation system	Quick Fix

### Finishing

Material	Glass
Bevel	Front
Frame	No
Cooking supports	N/A

### Control

Control type	Slider Touch Control
Control position	Front Centre
Independent zone control	√
Hidden control	-
Power levels	9 + Booster
Knob type	N/A
Cooking time programming	√
Countdown alarm	√
Power management	-
Available power limits (kW)	2,8/3,5
Connectivity	No
Autoignition	N/A

### Safety

Safety lock	√
Child lock	Yes (Key)
Residual heat indicator	√
Automatic cookware detection	√
Smart cookware detection	-
Automatic safety shutdown	√
Liquid spill detection	√
Safety valve	-

### Electrical connection

Nominal voltage (V)	220-240
Nominal frequency (Hz)	50/60
Nominal input power (W)	9
Multiphase connection option	2 phases
Electric shock protection	Class I
Power cord length (m)	1
Plug type	No plug

### Accessories

Barbecue grill	No
----------------	----